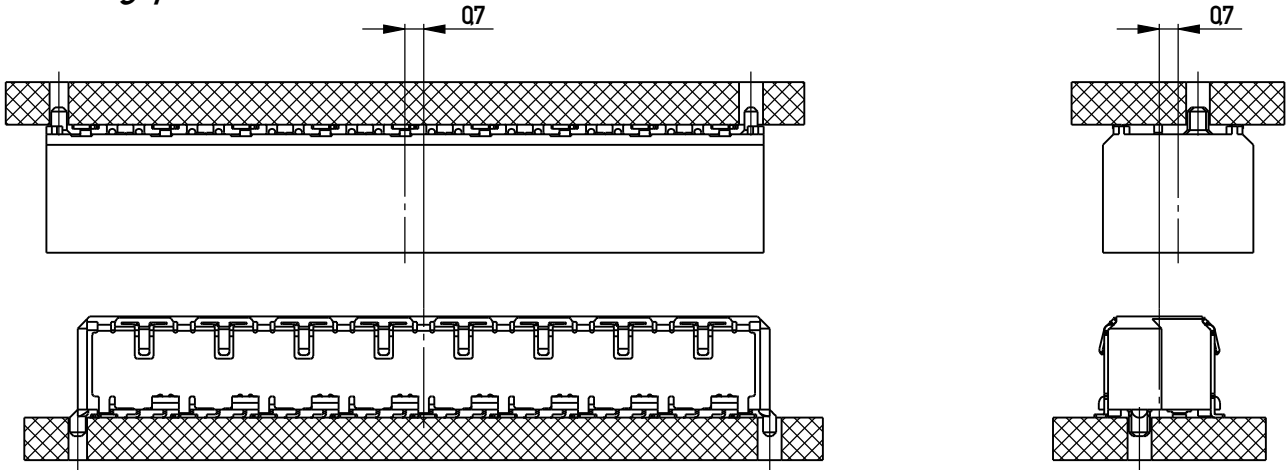
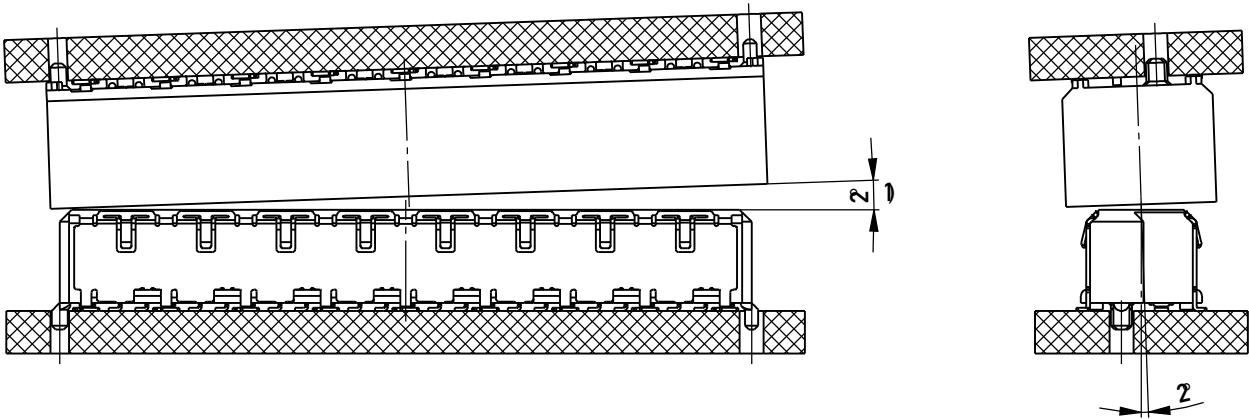


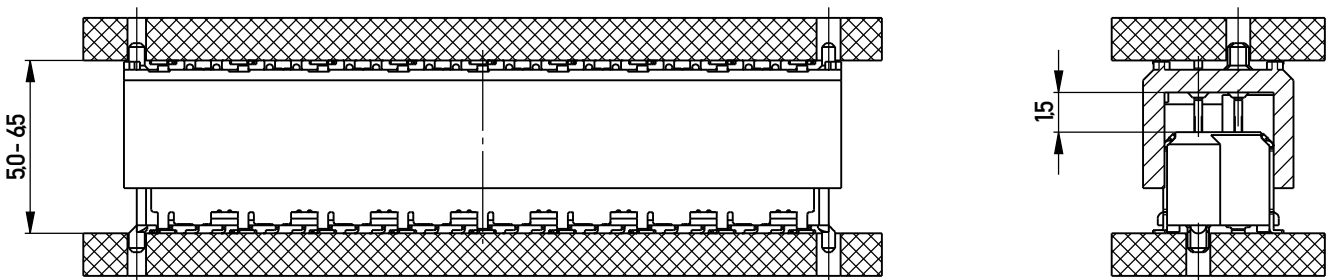
zulässiger Mittenversatz in Längs und Querrichtung während des Steckvorgangs
 jeweils $\pm 0,7\text{mm}$
allowed misalignment in longitudinal and transverse axes $\pm 0,7\text{mm}$ during the mating operation



zulässiger Winkelversatz während des Steckvorgangs, längs: $\pm 2^\circ$, quer: $\pm 2^\circ$
allowed angular inclination longitudinal: $\pm 2^\circ$, transverse: $\pm 2^\circ$, during the mating operation



"Board to Board" Abstand für sichere Kontaktgabe: 5,0 - 6,5mm
"Board to Board" distance for secure mating: 5,0 - 6,5mm



1) $0,5^\circ$ in Kombination mit Mittenversatz
 $0,5^\circ$ in combination with misalignment

Information:		Tolerances	Scale	5:1	*2-reihig *2-row
All rights reserved. Only for Information. To ensure that this is the latest version of this drawing, please contact one of the ERNI companies before using.		 All Dimensions in mm	Designation		
Subject to modification without prior notice. Drawing will not be updated.		www.ERNI.com	Steckbedingungen MicroSpeed* Mating conditions MicroSpeed*		
Index	20.12.2011	Date	E04852		I A3
Class			MSPEED		

Copyright by ERNI GmbH
 Proprietary notice pursuant to ISO 9005 to be observed.