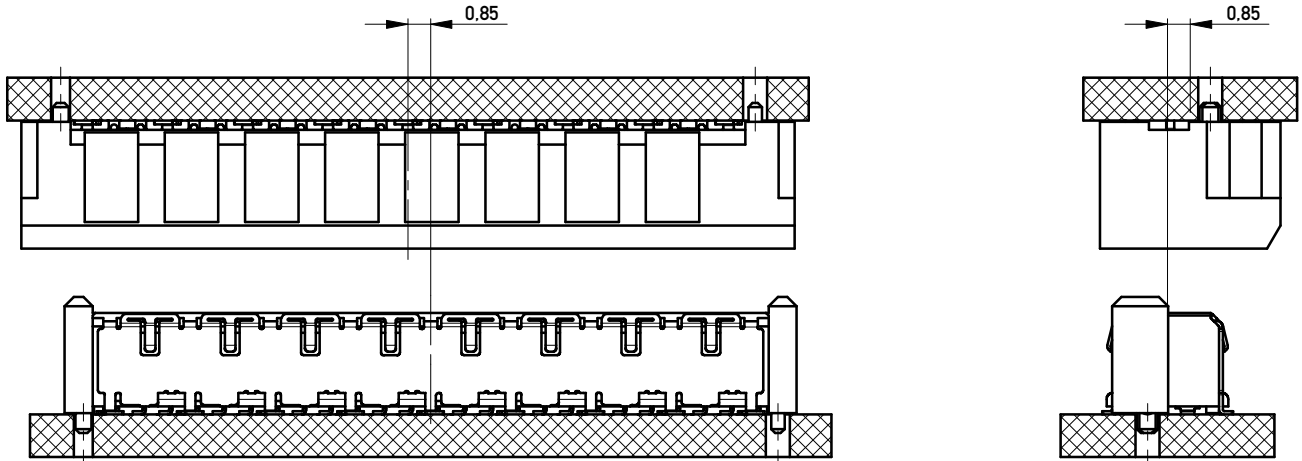
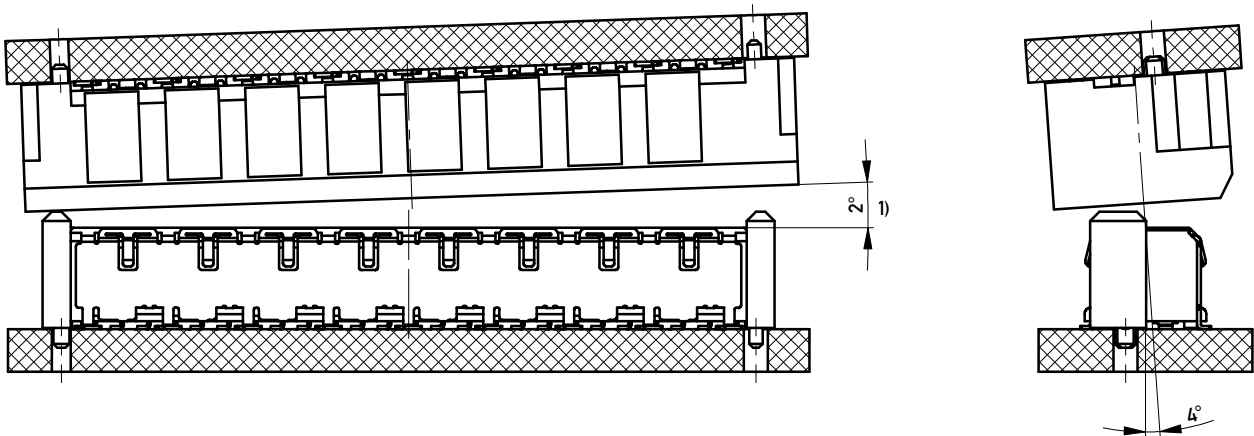


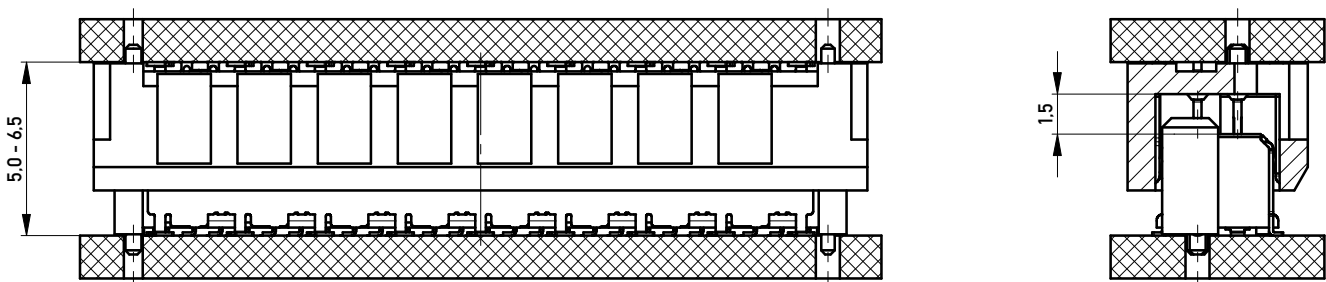
zulässiger Mittenversatz in Längs und Querrichtung während des Steckvorgangs
 jeweils $\pm 0,85\text{mm}$
allowed misalignment in longitudinal and transverse axes $\pm 0,85\text{mm}$, during the mating operation



zulässiger Winkelversatz während des Steckvorgangs, längs: $\pm 2^\circ$, quer: $\pm 4^\circ$
allowed angular inclination longitudinal: $\pm 2^\circ$, transverse: $\pm 4^\circ$, during the mating operation



"Board to Board" Abstand für sichere Kontaktgabe: 5,0 - 6,5mm
"Board to Board" distance for secure mating: 5,0 - 6,5mm



1) $1,5^\circ$ in Kombination mit Mittenversatz
 $1,5^\circ$ in combination with misalignment

Copyright by ERNI GmbH
 Proprietary notice pursuant to ISO 16063 to be observed.

Information:		Tolerances	Scale	* 2-reihig, BlindMate * 2-row, BlindMate	
All rights reserved. Only for Information. To ensure that this is the latest version of this drawing, please contact one of the ERNI companies before using.		 All Dimensions in mm	5:1		
Subject to modification without prior notice. Drawing will not be updated.		Designation		Steckbedingungen MicroSpeed* Mating conditions MicroSpeed*	
www.ERNI.com		E05399		I A3	
e01	Index	Date	Class	MSPEED	